

# LEARNING AUDIT SYSTEM FOR SCHOOLS!

**EduBull**  
Assessment | Remedial | Monitoring

Result Improvement & Skill Analysis of Students

## DO YOU KNOW?

- How many **weak concepts** student have?
- What are his/her **Learning Skill weaknesses**?
- How much learning every **child retained** after every classroom teaching?

**Student Scored!**

**70/100!**

● 70 is good

30? 😞



**WHY STUDENT HAS NOT GOT  
REMAINING 30 MARKS?**

**SCHOOLS!**

**GET READY FOR**

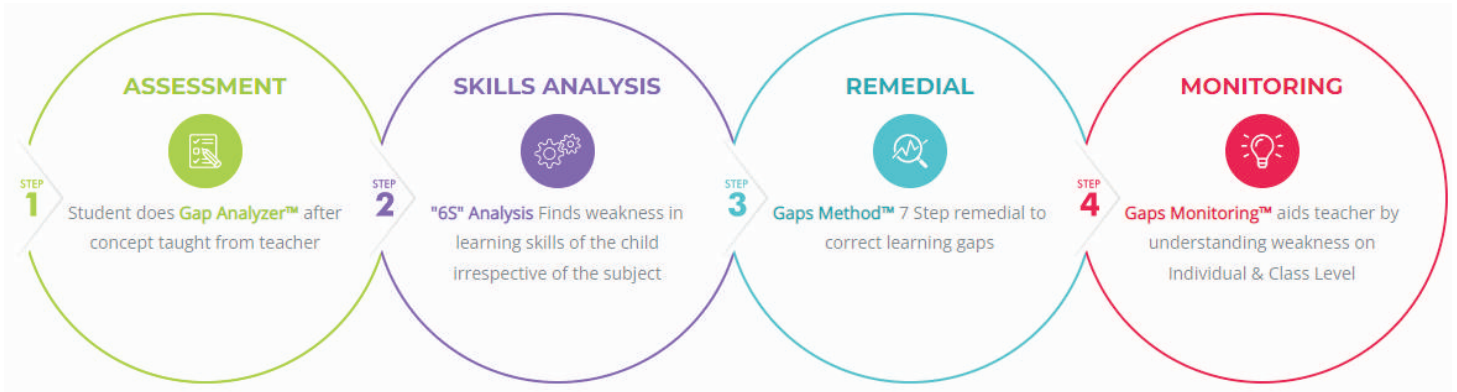
**EDUCATION 4.0 & NEP2020**  
An extension of classroom learning

[www.edubull.com](http://www.edubull.com)



# India's First AI-Based Diagnostic Assessment to Identify Gaps, Help students to learn and measure Growth, all in one easy system for Academic and Skills

## Edubull Learning Audit System



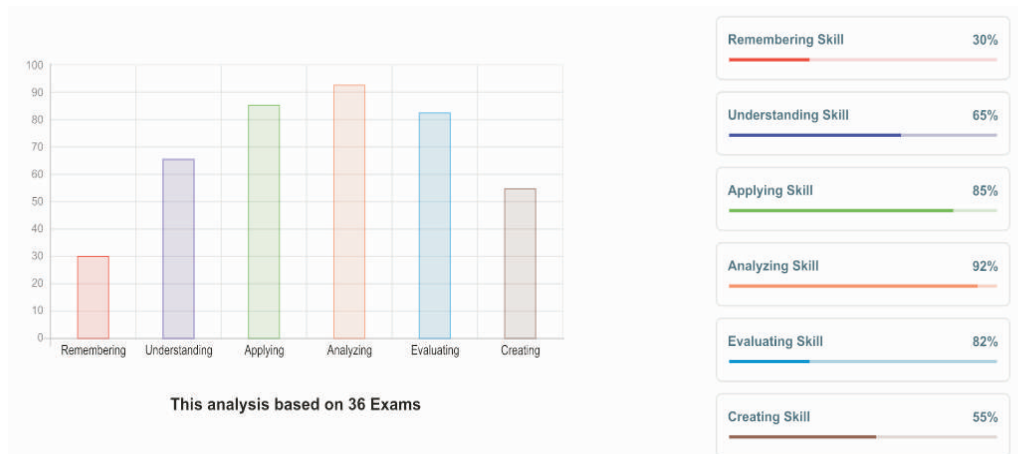
Audit System will improve **RESULT** By Finding

### "6S" Analysis Finds Weakness in Learning Skills Self-Learning based Modal for Students

➤ **Present GAPS**  
Learning outcome of student after every class.

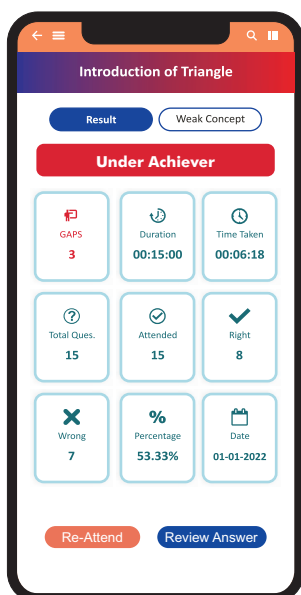
➤ **Previous GAPS**  
Missing Concepts from previous classes.

➤ **Learning Skills**  
Weaknesses in learning behaviour of students.



## GAP ANALYZER™

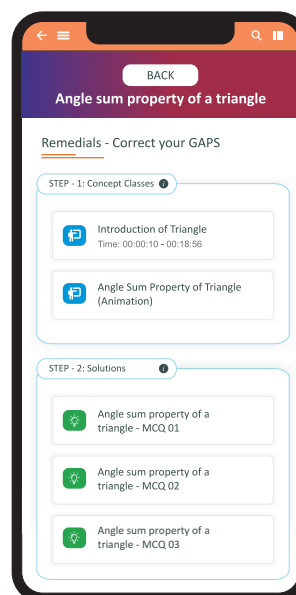
A-I Based tasks to find the learning weaknesses



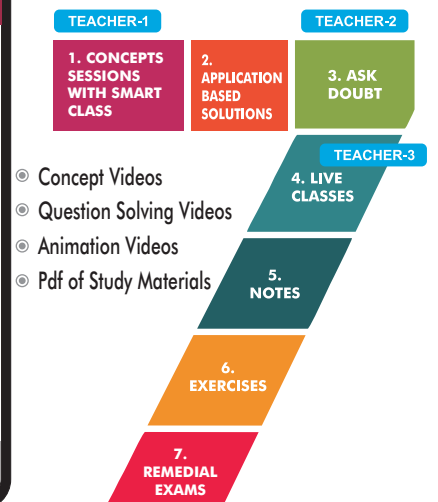
- Identifies slow or weak learner
- Reduces teacher's burden and helps with informed teaching
- Can be shared with parents
- Produces visible academic growth
- Provided as assignments/H.W. without disturbing school teaching

## GAPS METHOD™

Remedials suggest to make the concepts strong



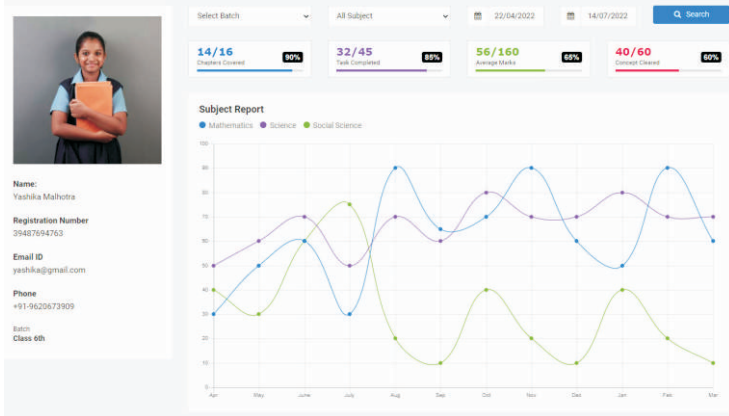
### Personalized Remedial Based on Gaps of Concept & Learning Skills



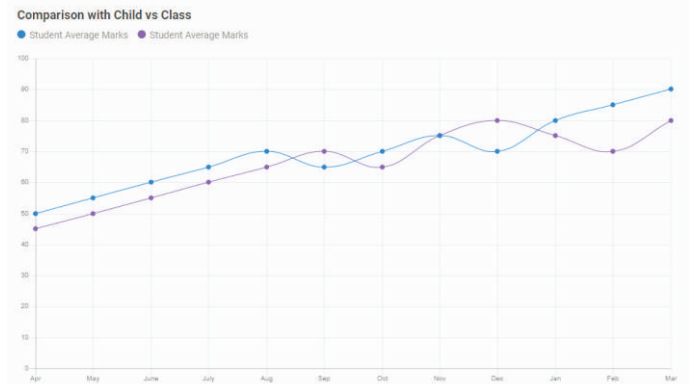
# Gaps Monitoring™

Learning audit is done on the basis of assignments completed followed by Customized result for every student as per his/her weak concepts & skills performance

## Student Growth Report



## Comparison Student vs Class



## Topicwise Task Report

**Task Report**

**Mathematics**

Attended Exams: 7 | Average Marks: 65%

Name	Exams	Total Q.	Correct Ans.	Marks
+ Number Systems	3	28	14	60%
1. Introduction of Number System		8	4	30%
2. Conversion of Rational Numbers into Decimal		10	6	60%
3. Conversion of Decimal Number into Rational of the Form PQ		10	7	90%
+ Polynomials	4	40	28	70%

**Science**

Attended Exams: 9 | Average Marks: 70%

Name	Exams	Total Q.	Correct Ans.	Marks
+ Matter in Our Surroundings	4	40	32	80%
+ Is Matter Around Us Pure	3	28	14	60%

## Weak/Cleared Concept Report

**Concept Report**

**Mathematics**

Weak Concepts: 11 | Cleared Concepts: 8

Name	Weak Concepts	Cleared Concepts
+ Number System	3	2
<b>Weak Concepts</b>		<b>Cleared Concepts</b>
1. Introduction of Number System		1. When the Decimal Number is of Terminating Nature
2. Rational and Irrational Numbers		2. Laws of Radicals
3. Decimal Representation of Rational Numbers		
+ Polynomials	8	6

**Science**

Weak Concepts: 16 | Cleared Concepts: 5

Name	Weak Concepts	Cleared Concepts
+ Matter in Our Surroundings	5	3
+ Is Matter Around Us Pure	11	2

# Track your school's performance

## ADMIN DASHBOARD

Get automatically generated report covering 360-degree information of the school, with all teachers & student

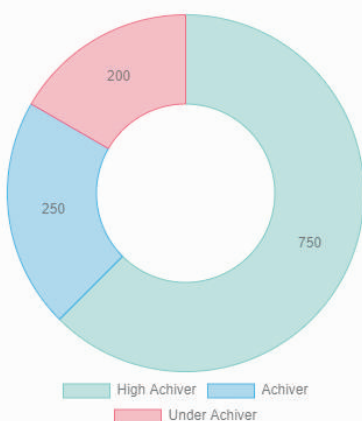
12  
Classes / Batches

15  
Total Teachers

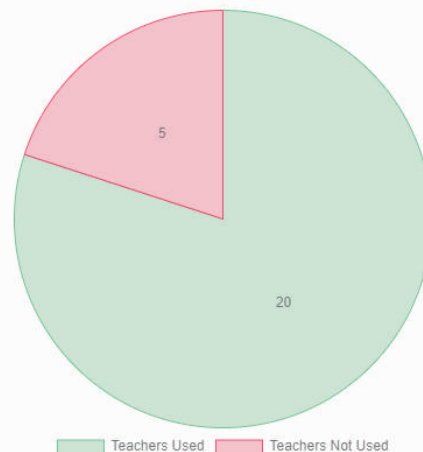
1200  
Total Students

120  
Total Courses

### Students Status



### Uses



### Class / Batch Status

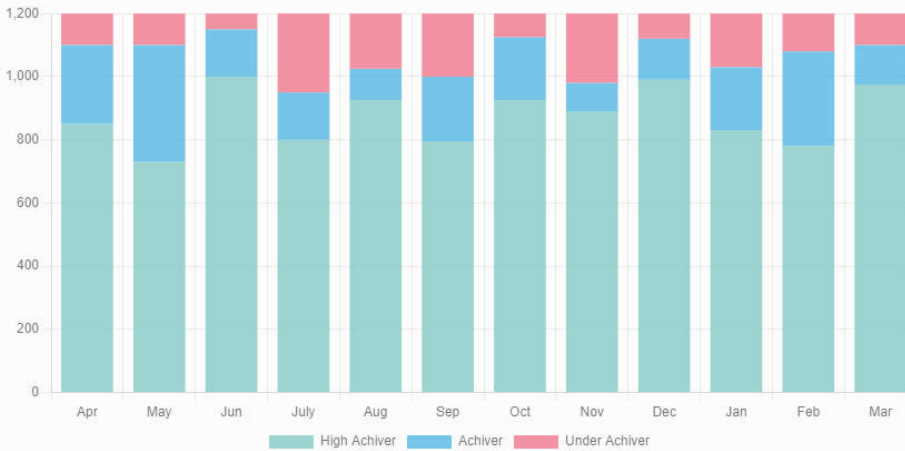
● High Achiver ● Achiver ● Under Achiver

Class 6th - A	25	10	5
Class 6th - B	20	8	12
Class 7th - A	25	10	5
Class 7th - B	20	8	12
Class 8th - A	25	10	5
Class 8th - B	20	8	12
Class 9th - A	25	10	5
Class 9th - B	20	8	12



# Audit Report in just a click to bridge communication gap between parents, teachers & students

## Monthly Students Growth



## Monthly Status

● High Achiver ● Achiver ● Under Achiver

Month	High Achiver	Achiver	Under Achiver
April - 2022	850	250	100
May - 2022	730	370	100
June - 2022	1000	150	50
July - 2022	800	150	250
August - 2022	925	100	175
September - 2022	795	205	200
October - 2022	925	200	75
November - 2022	890	90	220

## 360° Information for Admin

- Students/Teachers Progress & Performance report
- Personalized report of every child & Class
- Utilization report of all teachers
- Branch wise detailed report
- Answer your parents in smart & accurate way in PTM

Search...  Select Batch

Total 45 Teachers

No	Photo	Name	Subject	Students	High Achiver	Achiver	Under Achiver	Last Task Assign
+		Naresh Kumar	4	140	108	22	10	22-Apr-2022
			1. Class 6 - Math	35	25	8	2	
			2. Class 7 - Math	35	22	10	3	
			3. Class 8 - Math	35	22	8	5	
			4. Class 9 - Science	35	23	8	4	
2		Devesh Sharma	3	105	80	15	10	26-Apr-2022
3		Virendra Baghel	3	105	85	15	5	25-Apr-2022
4		Nita Sharma	4	140	125	10	5	25-Apr-2022
5		Rampal Verma	2	70	58	8	4	26-Apr-2022
6		Rohan Deshmukh	4	140	96	20	14	27-Apr-2022

## Skill is the oil of future!

Future oriented learning skills like Reasoning, Mathematical & Communication Skill to support students for future jobs

## Skills Courses 6th onwards

- Coding
- Multimedia
- Reasoning
- Mathematical
- Communication
- Public Speaking
- Design Thinking
- Web Application
- Front Office Operations
- Information Technology

**Coding and Programming - Master pack**

Duration: 150 Days  
127 Videos, 49 Exams, 46 Exercises

[View](#)

**C - Programming Language**

Duration: 150 Days  
20 Videos, 8 Exams, 8 Exercises

[View](#)

**C++ - Programming Language**

Duration: 150 Days  
20 Videos, 8 Exams, 8 Exercises

[View](#)

**COMPUTER SYSTEMS AND ORGANIZATION**

**Computer Systems**

Duration: 150 Days  
30 Videos, 6 Exams

[View](#)

**DATABASE MANAGEMENT SYSTEM**

**Database Management System**

Duration: 150 Days  
11 Videos, 6 Exams, 6 Exercises

[View](#)

**Programming Language**

Duration: 150 Days  
12 Videos, 6 Exams, 6 Exercises

[View](#)

India's first **NEP 2020** ready A-I Based **Learning Audit System** for schools.