



EDUBULL'S 7 TYPES OF ANALYSIS IN ONE REPORT

Daily-Weekly-Monthly Performance Analysis

- Review the academic performance of each class and student in a task/test assigned by you to compare and contrast the performance daily, weekly, monthly and yearly.

Student Growth Report



Name:
Yashika Malhotra

Registration Number
39487694763

Email ID
yashika@gmail.com

Phone
+91-9620673909

Batch
Class 6th

Class 6th

All Subject

14/16
Chapters Covered 90%

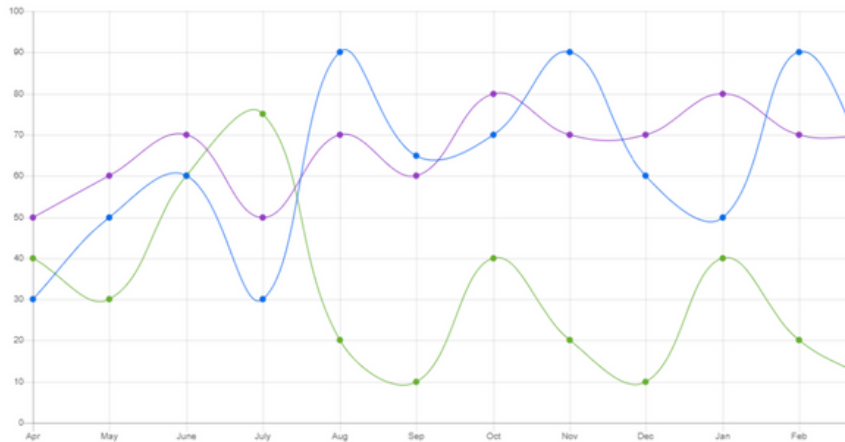
32/45
Task Completed 85%

56/160
Average Marks 65%

40/60
Concept Cleared 60%

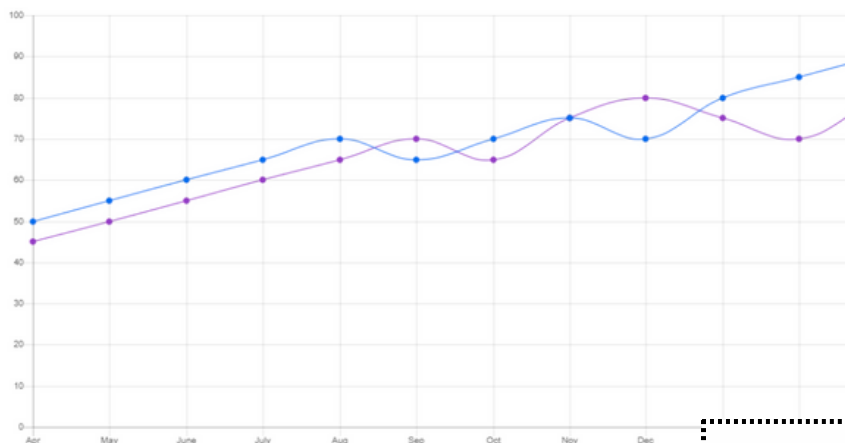
Subject Report

● Mathematics ● Science ● Social Science



Comparison with Child vs Class

● Student Average Marks ● Class Average Marks



Monthly Subject-wise Analysis -

All subject teachers can access the performance analysis in their subject for any individual student or class and review each student's learning graphs.

Monthly Class Vs. Student Analysis -

Teachers can compare an individual student with the average performance of a particular class for any given task/test and subject to know where a student is in comparison to his/her classmates.



Detailed Task/Exam Report -
 This report clearly displays how many exams a student attended, average marks the student obtained, total number of questions answered and how many were correct answers for each subject and each concept based on the task/test assigned by the teacher.

Task Report

Mathematics

Attended Exams: 7 | Average Marks: 65%

Name	Exams	Total Q.	Correct Ans.	Marks
+ Number Systems	3	28	14	60%
1. Comparison of Numbers		10	3	30%
2. Ascending and Descending Order		10	6	60%
3. Place and Face Value		10	9	90%
+ Polynomials	4	40	28	70%

Science

Attended Exams: 9 | Average Marks: 70%

Name	Exams	Total Q.	Correct Ans.	Marks
+ Matter in Our Surroundings	4	40	32	80%
+ Is Matter Around Us Pure	5	28	14	60%

Social Science

Attended Exams: 8 | Average Marks: 60%

Name	Exams	Total Q.	Correct Ans.	Marks
+ French Revolution	5	50	30	60%
+ What is Democracy?	3	28	14	60%

Concept Report

Mathematics


Weak Concepts: 11 | Cleared Concepts: 8 | Previous Gaps: 5

Name	Weak Concepts	Cleared Concepts
+ Number System	3	2
● Comparison of Numbers		
● Ascending and Descending Order		
● Place and Face Value		
+ Polynomials	8	6
+ Previous Gaps		
1. After / Before / Between		
2. Comparison of Number		
3. Greater than / Less than / Equal to		
4. Place Value		


Science

Weak Concepts: 16 | Cleared Concepts: 5 | Previous Gaps: 8

Name	Weak Concepts	Cleared Concepts
+ Matter in Our Surroundings	5	3
+ Is Matter Around Us Pure	11	2
+ Previous Gaps		



Previous Learning Gap Analysis -
 here you can identify previous learning gaps where they emerged from when they emerged, and how they emerged for a student through our unique analysis report.



Concept Report/ Strength & Weakness Analysis-
 This report is one of a kind report which specifies how many weak concepts a student has, how many concepts are clear to the student, and provides an analysis of previous learning gaps that a student might have from previous classes. This tool has been proven to be a powerful tool to help students overcome any conceptual learning gaps they might have carried from a previous class which affects their performance in the current class.



Skill Analysis -

Teachers can view the analysis of each intellectual skill as highlighted under Bloom's taxonomy for every student based on their performance in the task/exam assigned by the teacher.



Social Science

Weak Concepts: 7 Cleared Concepts: 5 Previous Gaps: 2

Name	Weak Concepts	Cleared Concepts
+ French Revolution	4	2
+ What is Democracy?	3	3
+ Previous Gaps		

Skills Analysis



This Analysis is based on 36 Exams



BENEFITS OF OUR ANALYSIS

Complete Report with a 360° View of Learning

Our Analysis provides teachers with a report having a 360° view of each student's performance and learning in real-time informing you of where and why learning gaps lie

Reveals Previous, Current Skill and Learning Gaps

Gap Analyzer™ is uniquely made to find out learning gaps from previous classes, giving you the exact concept the student does not understand

Monitoring Learning to Better Classroom Experience

The reports generated can help teachers understand what topics need more attention in your class and which student needs more academic support

Real-time Test Analysis

After each test assigned by you, you can view a detailed analysis of each student and student vs. class analysis, produced by our AI without any extra effort saving your time, energy, and other valuable resources

Report of Analysis

The report generated from the Analysis can also be used in PTMs. or other performance review sessions for parents,

Efficient and Productive Record Maintenance

Do away with maintaining all kinds of registers for tests and their outcomes as Gap Analyzer™ will keep your records for you

Saving Effort and Time

This comprehensive report helps teachers obtain accurate, research based, AI generated analysis without any effort and in no time.

Helps Conduct Lessons in Class and Reduces workload

By providing exact learning gaps, this analysis report help teachers plan lessons and reduces workload in class as teachers are more aware of what topics to focus more or less on depending on the lesson and the class